



Introductory sub-table (I)(a)

Name of the Company: DJS STOCKS AND SHARES LIMITED			
Scrip Code, Name of the scrip, class of security: 511636			
Quarter ended: September 30, 2014			
Partly paid-up shares:-	No. of partly paid-up shares	As a % of total no. of partly paid-up shares	As a % of total no. of shares of the company
	Held by promoter/promoter group	0	0
	Held by public	0	0
	Total	0	0
Outstanding convertible securities:-	No. of outstanding securities	As a % of total no. of outstanding convertible securities	As a % of total no. of shares of the company, assuming full conversion of the convertible securities
	Held by promoter/promoter group	0	0
	Held by public	0	0
	Total	0	0
Warrants:-	No. of warrants	As a % of total no. of warrants	As a % of total no. of shares of the company, assuming full conversion of warrants
	Held by promoter/promoter group	0	0
	Held by public	0	0
	Total	0	0
Total paid-up capital of the company, assuming full conversion of warrants and convertible securities			
			75456000



**Statement Showing Shareholding Pattern**

Category code	Category of Shareholder	Number of Shareholders	Table (I)(a)			Total shareholding as a percentage of total number of shares			Shares Pledged or otherwise encumbered
			Total number of shares	Number of shares held in dematerialized form	As a percentage of (A+B)¹	As a percentage of (A+B+C)	Number of shares		
			(IV)	(V)	(VI)	(VII)	(VIII)		
(I)	(II)	(III)	(IV)	(V)	(VI)	(VII)	(VIII)	(IX) = (VIII)/(IV)*100	
(A)	Shareholding of Promoter and Promoter Indian								
(a)	Individuals/ Hindu Undivided Family								
(b)	Central Government/ State Government(s)				0.00	0.00		#DIV/0!	
(c)	Bodies Corporate	3	42130500	42130500	55.83	55.83	15813930	#DIV/0! 37.54	
(d)	Financial Institutions/ Banks				0.00	0.00		#DIV/0!	
(e)	Any Others(Specify)				0.00	0.00		#DIV/0!	
(e-i)					0.00	0.00		#DIV/0!	
(e-ii)					0.00	0.00		#DIV/0!	
	Sub Total(A)(I)	3	42130500	42130500	55.83	55.83	15813930	37.54	
2	Foreign								
a	Individuals (Non-Residents Individuals/ Foreign Individuals)				0.00	0.00		#DIV/0!	
b	Bodies Corporate				0.00	0.00		#DIV/0!	
c	Institutions				0.00	0.00		#DIV/0!	






(c)	Qualified Foreign Investor																		
(d)	Any Other (specify)																		
(d-i)	NRI																		
		5	64565	64565															
(d-ii)	HUF																		
		55	910040	910040															
(d-ii)	Clearing Member	3	4541	4541															
	Sub-Total (B)(2)	2497	33325500	28782000															
(B)	Total Public Shareholding (B)= (B)(1)+(B)(2)	2497	33325500	28782000															
	TOTAL (A)+(B)	2500	75456000	70912500															
(C)	Shares held by Custodians and against which Depository Receipts have been issued																		
1	Promoter and Promoter Group	0	0	0														#DIV/0!	
2	Public	0	0	0															#DIV/0!
	Sub-Total (C)	0	0	0															#DIV/0!
	GRAND TOTAL (A)+(B)+(C)	2500	75456000	70912500															20.96



Sr.No	Notes
1	
2	
3	
4	
5	
6	
7	
8	
9	



(I)(b) Statement showing holding of securities (including shares, warrants, convertible securities) of persons belonging to the category "Promoter and Promoter Group"

Sr. No.	Name of the shareholder	Details of Shares held		Encumbered shares (*)			Details of warrants			Details of convertible securities		Total shares (including underlying shares assuming full conversion of warrants and convertible securities) as a % of diluted share capital
		Number of shares held	As a % of grand total (A)+(B)+(C)	No.	As a percentage	As a % of grand total (A)+(B)+(C) of sub-clause (I)(a)	Number of warrants held	As a % of total number of warrants of the same	Number of convertible securities held	As a % of total convertible securities of the same class		
(i)	(ii)	(iii)	(iv)	(v)	(vi) = (v)/(iii)*100	(vii)	(viii)	(ix)	(x)	(xi)	(xii)	
1	B K Dyeing & Printing Mills, Pvt. Ltd.	15813930	20.96	15813930	100.00	20.96		0		0	20.96	
2	Sriman Stock Management Pvt. Ltd.	15789945	20.93		0.00	0.00		0		0	20.93	
3	Malar Shareshoppe Ltd.	10526625	13.95		0.00	0.00		0		0	13.95	
4			0.00		#DIV/0!	0.00		0		0		
5			0.00		#DIV/0!	0.00		0		0		
<b>TOTAL</b>		<b>42130500</b>	<b>55.83</b>	<b>15813930</b>	<b>37.54</b>	<b>20.96</b>	<b>0</b>	<b>#DIV/0!</b>	<b>0</b>	<b>#DIV/0!</b>	<b>55.83</b>	



(\*) The term "encumbrance" has the same meaning as assigned to it in regulation 28(3) of the SAST Regulations, 2011

(D)(c)(i) Statement showing holding of securities (including shares, warrants, convertible securities) of persons belonging to the category "Public" and holding more than 1% of the total number of shares

Sr. No.	Name of the shareholder	Number of shares held	Shares as a percentage of total number of shares {i.e., Grand Total (A)+(B)+(C) indicated in Statement at para (D)(a) above}	Details of warrants		Details of convertible securities		Total shares (including underlying shares assuming full conversion of warrants and convertible securities) as a % of diluted share capital
				Number of warrants held	As a % total number of warrants of the same class	Number of convertible securities held	% w.r.t total number of convertible securities of the same class	
1	Victory sales Pvt. Ltd.	6953507	9.22	0	0	#DIV/0!	9.22	
2	Mohanlal Sehajpal	1165500	1.54	0	0	#DIV/0!	1.54	
3	Madhusudan Mathurbhai	765074	1.01	0	0	#DIV/0!	1.01	
4			0.00	0	0	#DIV/0!	0.00	
5			0.00				0.00	
6			0.00				0.00	
<b>TOTAL</b>		<b>8884081</b>	<b>11.77</b>	<b>0</b>	<b>0</b>	<b>#DIV/0!</b>	<b>11.77</b>	



**(D)(c)(ii) Statement showing holding of securities (including shares, warrants, convertible securities) of persons (together with PAC) belonging to the category "Public" and holding more than 5% of the total number of shares of the company**

Sr. No.	Name(s) of the shareholder(s) and the Persons Acting in Concert (PAC) with them	Number of shares	Shares as a percentage of total number of shares {i.e., Grand Total (A)+(B)+(C) indicated in Statement at para (I)(a) above}	Details of warrants		Details of convertible securities		Total shares (including underlying shares assuming full conversion of warrants and convertible securities) as a % of diluted share capital
				Number of warrants	As a % total number of warrants of the same class	Number of convertible securities held	% w.r.t total number of convertible securities of the same class	
1	Victory Sales Pvt. Ltd.	6953507	9.22					9.22
2								
3								
4								
<b>TOTAL</b>		<b>6953507</b>	<b>9.22</b>	<b>0</b>	<b>0</b>	<b>0</b>	<b>0</b>	<b>9.22</b>

